

























































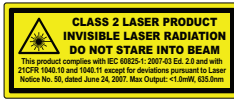




SYMBOLS GLOSSARY ENGLISH



SYMBOL	SYMBOL TITLE	SYMBOL DESCRIPTION	STANDARD REFERENCE	STANDARD TITLE
	Manufacturer	Indicates the medical device manufacturer.	5.1.1	EN ISO 15223-1:2021 Medical Devices – Symbols to be used with medical device labels, labelling and information to be supplied – Part 1: General Requirements
	Date of Manufacture	Indicates the date when the medical device was manufactured.	5.1.3	EN ISO 15223-1:2021 Medical Devices – Symbols to be used with medical device labels, labelling and information to be supplied – Part 1: General Requirements
	Country of Manufacture	To identify the country of manufacture of products	5.1.11	EN ISO 15223-1:2021 Medical Devices – Symbols to be used with medical device labels, labelling and information to be supplied – Part 1: General Requirements
	Authorized representative in the European Community	Indicates the authorized representative in the European Community	5.1.2	EN ISO 15223-1:2021 Medical Devices – Symbols to be used with medical device labels, labelling and information to be supplied – Part 1: General Requirements
	Authorised representative in Switzerland	Indicates the authorised representative in Switzerland	N/A	Swiss Medical Devices Ordinance 812.213
	Importer	To indicate the entity importing the medical device into the locale	5.1.8	EN ISO 15223-1:2021 Medical Devices – Symbols to be used with medical device labels, labelling and information to be supplied – Part 1: General Requirements
	Distributor	To indicate the entity distributing the medical device into the locale	5.1.9	EN ISO 15223-1:2021 Medical Devices – Symbols to be used with medical device labels, labelling and information to be supplied – Part 1: General Requirements
	CE Mark for Products Class 1s, 1m, Ir, IIa, IIb, III	N/A	N/A	
	CE Mark for NSO Products Class 1s, 1m, Ir, IIa, IIb, III	N/A	N/A	
	CE Mark for Products Class I	N/A	N/A	
	UKCA Mark for Products Class I	Indicates conformity to UK medical device regulations	N/A	N/A
	UKCA Mark for Products Class Is, Im, IIa, IIb and III – NuVasive Inc. Products Only.	Indicates conformity to UK medical device regulations, displays UK Approved Body number for BSI UK. Only for use with NuVasive Inc products only, do not use with NuVasive Specialised Orthopedics products.	N/A	N/A
 www.nuvasive.com/eifu	Consult Instructions For Use. Available on the NuVasive website at www.nuvasive.com/eifu	Indicates the need for the user to consult the instructions for use.	5.4.3	EN ISO 15223-1:2021 Medical Devices – Symbols to be used with medical device labels, labelling and information to be supplied – Part 1: General Requirements

	Consult Instructions For Use or Consult Electronic Instructions for Use	Indicates the need for the user to consult the instructions for use.	5.4.3	EN ISO 15223-1:2021 Medical Devices – Symbols to be used with medical device labels, labelling and information to be supplied – Part 1: General Requirements
Rx ONLY	Prescription Only Professional Use Only	Caution: Federal (US) law restricts this device to sale by or on the order of a physician. Indicates the product is indicated for professional use only.	N/A	
	Medical Device	Indicates the item is a medical device	5.7.7	EN ISO 15223-1:2021 Medical Devices – Symbols to be used with medical device labels, labelling and information to be supplied – Part 1: General Requirements
	Catalogue Number	Indicates the manufacturer's catalogue number so that the medical device can be identified.	5.1.6	EN ISO 15223-1:2021 Medical Devices – Symbols to be used with medical device labels, labelling and information to be supplied – Part 1: General Requirements
	Batch Code	Indicates the manufacturer's batch code so that the batch or lot can be identified.	5.1.5	EN ISO 15223-1:2021 Medical Devices – Symbols to be used with medical device labels, labelling and information to be supplied – Part 1: General Requirements
	Serial Number	Indicates the manufacturer's serial number so that a specific medical device can be identified.	5.1.7	EN ISO 15223-1:2021 Medical Devices – Symbols to be used with medical device labels, labelling and information to be supplied – Part 1: General Requirements
	Quantity	Indicates the quantity.	N/A	
	Unique Device Identifier	Indicates a carrier that contains unique device identifier information	5.7.10	EN ISO 15223-1:2021 Medical Devices – Symbols to be used with medical device labels, labelling and information to be supplied – Part 1: General Requirements
	Patient identification	Indicates the identification data of the patient	5.7.3	EN ISO 15223-1:2021 Medical Devices – Symbols to be used with medical device labels, labelling and information to be supplied – Part 1: General Requirements
	Date	Indicates the date that information was entered or a medical procedure took place	5.7.6	EN ISO 15223-1:2021 Medical Devices – Symbols to be used with medical device labels, labelling and information to be supplied – Part 1: General Requirements
	Health care centre or doctor	Indicates the address of the health care centre or doctor where medical information about the patient may be found	5.7.5	EN ISO 15223-1:2021 Medical Devices – Symbols to be used with medical device labels, labelling and information to be supplied – Part 1: General Requirements
	Patient information website	Indicates a website where a patient can obtain additional information on medical product.	5.7.4	EN ISO 15223-1:2021 Medical Devices – Symbols to be used with medical device labels, labelling and information to be supplied – Part 1: General Requirements
	Translation	Indicates that the original medical device information has undergone a translation which supplements or replaces the original information	5.7.8	EN ISO 15223-1:2021 Medical Devices – Symbols to be used with medical device labels, labelling and information to be supplied – Part 1: General Requirements
	Anterior Height	To indicate the anterior height of interbody implants	N/A	
	Posterior Height	To indicate the posterior height of interbody implants	N/A	
	Maximum Height	To indicate the maximum height of interbody implants	N/A	
	Do Not Re-Use	Indicates a medical device that is intended for one use.	5.4.2	EN ISO 15223-1:2021 Medical Devices – Symbols to be used with medical device labels, labelling and information to be supplied – Part 1: General Requirements
	Non-Sterile	Indicates a medical device that has not been subjected to a sterilization process.	5.2.7	EN ISO 15223-1:2021 Medical Devices – Symbols to be used with medical device labels, labelling and information to be supplied – Part 1: General Requirements

	Non-Sterile, Sterilize by Steam before Use	Indicates a medical device that has not been subjected to a sterilization process, and to indicate that a medical device is sterilizable in a steam sterilizer.	N/A	
	Sterilized Using Irradiation	Indicates a medical device that has been sterilized using irradiation.	5.2.4	EN ISO 15223-1:2021 Medical Devices – Symbols to be used with medical device labels, labelling and information to be supplied – Part 1: General Requirements
	Sterilized Using Ethylene Oxide	Indicates a medical device has been sterilized using ethylene oxide.	5.2.3	EN ISO 15223-1:2021 Medical Devices – Symbols to be used with medical device labels, labelling and information to be supplied – Part 1: General Requirements
	Single sterile barrier system	Indicates a single sterile barrier system.	5.2.11	EN ISO 15223-1:2021 Medical Devices – Symbols to be used with medical device labels, labelling and information to be supplied – Part 1: General Requirements
	Single sterile barrier system with protective packaging outside	Indicates a single sterile barrier system with protective packaging outside	5.2.14	EN ISO 15223-1:2021 Medical Devices – Symbols to be used with medical device labels, labelling and information to be supplied – Part 1: General Requirements
	Double sterile barrier system	Indicates two sterile barrier systems	5.2.12	EN ISO 15223-1:2021 Medical Devices – Symbols to be used with medical device labels, labelling and information to be supplied – Part 1: General Requirements
	Double sterile barrier system inside protective packaging	Indicates two sterile barrier systems with protective packaging outside	N/A	
	Use-By Date	Indicates the date after which the medical device is not to be used.	5.1.4	EN ISO 15223-1:2021 Medical Devices – Symbols to be used with medical device labels, labelling and information to be supplied – Part 1: General Requirements
	Do Not Resterilize	Indicates a medical device that is not to be resterilized.	5.2.6	EN ISO 15223-1:2021 Medical Devices – Symbols to be used with medical device labels, labelling and information to be supplied – Part 1: General Requirements
	Do Not Use if Package is Damaged and Consult Instructions for Use	Indicates a medical device that should not be used if the package has been damaged or opened and that the user should consult the instructions for use for additional information.	5.2.8	EN ISO 15223-1:2021 Medical Devices – Symbols to be used with medical device labels, labelling and information to be supplied – Part 1: General Requirements
	Temperature Limit	Indicates the temperature limits to which the medical device can be safely exposed.	5.3.7	EN ISO 15223-1:2021 Medical Devices – Symbols to be used with medical device labels, labelling and information to be supplied – Part 1: General Requirements
	Upper Limit of Temperature	Indicates the upper limit of temperature to which the medical device can be safely exposed.	5.3.6	EN ISO 15223-1:2021 Medical Devices – Symbols to be used with medical device labels, labelling and information to be supplied – Part 1: General Requirements
	Double Insulation	Insulation comprising both BASIC INSULATION and SUPPLEMENTARY INSULATION. There are two barriers of electrical isolation between the user and the inlet for power	3.23	IEC 60601-1: 2005 Medical electrical equipment – Part 1: General requirements for basic safety and essential performance
	MR Conditional	MR Conditional Symbol, and/or the term "MR Conditional" should be included in device labeling and list the conditions under which a medical device that is anticipated to enter the MR environment (or a patient with an implant or a medical device that is fastened to or carried by the patient) can safely enter the MR environment as described in ASTM F2503.	VIII	Guidance for Industry and Food and Drug Administration Staff: Testing and Labeling Medical Devices for Safety in the Magnetic Resonance (MR) Environment, May 20, 2021
	MR Conditional	To identify an item which poses no unacceptable risks within defined conditions to the patient, medical staff or other persons within the MR environment.	62570-7.3.2	IEC TR 60878:2015 – Graphical symbols for electrical equipment in medical practice

	MR Unsafe	To identify an item which poses unacceptable risks to the patient, medical staff or other persons within the MR environment	62570-7.3.3	IEC TR 60878:2015 – Graphical symbols for electrical equipment in medical practice
	Caution	Indicates that caution is necessary when operating the device or control close to where the symbol is placed, or that the current situation needs operator awareness or operator action in order to avoid undesirable consequences	5.4.4	EN ISO 15223-1:2021 Medical Devices – Symbols to be used with medical device labels, labelling and information to be supplied – Part 1: General Requirements
	General Warning Sign	To signify a general warning.	W001	ISO 7010:2011 Graphical symbols – Safety colours and safety symbols – Registered safety signs
	Caution, Hot Surface	To indicate that the marked item can be hot and should not be touched without taking care.	5041	IEC TR 60878:2015 – Graphical symbols for electrical equipment in medical practice
	Alternating Current	To indicate on the rating plate that the equipment is suitable for alternating current only; to identify the relevant terminals.	5032	IEC TR 60878:2015 – Graphical symbols for electrical equipment in medical practice
	Direct Current	To indicate on the rating plate that the equipment is suitable for direct current only; to identify relevant terminals.	5031	IEC TR 60878:2015 – Graphical symbols for electrical equipment in medical practice
A	Amperage (Amps)	To indicate the base unit of electric current.	N/A	
	Equipotentiality	To identify the terminals which, when connected together, bring the various parts of an equipment or of a system to the same potential, not necessarily being the earth (ground) potential, e.g. for local bonding.	5021	IEC TR 60878:2015 – Graphical symbols for electrical equipment in medical practice
	Earth; Ground	To identify an earth (ground) terminal	5017	IEC TR 60878:2015 – Graphical symbols for electrical equipment in medical practice
	Type BF applied part	To identify a type BF applied part	5333	IEC TR 60878:2015 – Graphical symbols for electrical equipment in medical practice
	Atmospheric Pressure Limitation	Indicates the range of atmospheric pressure to which the medical device can be safely exposed.	5.3.9	EN ISO 15223-1:2021 Medical Devices – Symbols to be used with medical device labels, labelling and information to be supplied – Part 1: General Requirements
	Humidity Limitation	Indicates the range of humidity to which the medical device can be safely exposed.	5.3.8	EN ISO 15223-1:2021 Medical Devices – Symbols to be used with medical device labels, labelling and information to be supplied – Part 1: General Requirements
	“ON” (power)	To indicate connection to the mains, at least for mains switches or their positions, and all those cases where safety is involved.	5007	IEC TR 60878:2015 – Graphical symbols for electrical equipment in medical practice
	“OFF” (power)	To indicate disconnection from the mains, at least for mains switches or their positions, and all those cases where safety is involved.	5008	IEC TR 60878:2015 – Graphical symbols for electrical equipment in medical practice
	Stand-by	To identify the switch or switch position by means of which part of the equipment is switched on in order to bring it into the stand-by condition.	5009	IEC TR 60878:2015 – Graphical symbols for electrical equipment in medical practice
	Warning; Laser Beam	To warn of radioactive materials or ionizing radiation.	W003	IEC TR 60878:2015 – Graphical symbols for electrical equipment in medical practice
	Magnetic Field	To indicate specific hazards related to the strong magnetic fields that is present.	W006	ISO 7010:2011 Graphical symbols – Safety colours and safety symbols – Registered safety signs
	Dangerous Voltage	To indicate hazards arising from dangerous voltages.	5036	IEC TR 60878:2015 – Graphical symbols for electrical equipment in medical practice
	Caution, Risk of Electric Shock	To identify equipment that has risk of electric shock.	6042	ISO 7000/ IEC 60417 – Graphical symbols for use on equipment
	Electronic Equipment: Dispose of Properly	Indicates electronic equipment to be disposed of properly.	4.1 b) 2)	EN 50419 – Marking of electrical equipment in accordance with Article 11(2) of Directive 2002/96/EC (WEEE)

IPX0	Not protected from fluid ingress	Indicates that protection from fluid ingress is not provided.	N/A	IEC 60529 – Degrees of Protection Provided by Enclosures (IP Code)
	Non-ionizing Electromagnetic Radiation	To indicate generally elevated, potentially hazardous, levels of non-ionizing radiation, or to indicate equipment or systems.	5140	IEC TR 60878:2015 – Graphical symbols for electrical equipment in medical practice
	Position Orientation with Arrows	This symbol indicates the orientation of the device relative to the patient. The patient should be able to view this symbol with arrows pointed toward their feet. LEFT indicates the left side of the unit is positioned to the left side of the patient. RIGHT indicates the right side of the unit is positioned to the right side of the patient.	N/A	
	No pushing	To prohibit pushing against an object	P017	ISO 7010:2011 Graphical symbols – Safety colours and safety symbols – Registered safety signs
	No access for people with active implanted cardiac devices	Persons with a pacemaker or a similar active implant should not handle or be exposed to the device.	P007	ISO 7010:2011 Graphical symbols – Safety colours and safety symbols – Registered safety signs
	Lithium Ion Batteries	Lithium ion cells or batteries contained in, or packed with, equipment	7.1.5.5	IATA Dangerous Good Regulations
	Magnetized Material	Keep away from aircraft compass detector unit	7.4.1	IATA Dangerous Good Regulations
	Pinch point hazard	To indicate pinch point hazard	N/A	ISO 7010:2011 Graphical symbols – Safety colours and safety symbols – Registered safety signs
	General prohibition sign	To signify a prohibited action	P001	ISO 7010:2011 Graphical symbols – Safety colours and safety symbols – Registered safety signs
	General mandatory action sign	To signify a mandatory action	M001	ISO 7010:2011 Graphical symbols – Safety colours and safety symbols – Registered safety signs
	Refer to instruction manual/booklet	To signify that the instruction manual/booklet must be read	M002	ISO 7010:2011 Graphical symbols – Safety colours and safety symbols – Registered safety signs
	RCM compliance mark	Indicates compliance to ACMA (Australian & New Zealand) regulatory arrangements, the label is the Regulatory Compliance Mark (RCM).	N/A	
	RoHS (Reduction of Hazardous Substances) Compliant	The RoHS regulations ensure that products are safe for use in European markets	N/A	Restriction of Hazardous Substances in Electrical and Electronic Equipment (RoHS)
	CLASS 2 LASER PRODUCT INVISIBLE LASER RADIATION DO NOT STARE INTO BEAM This product complies with IEC 60825-1: 2007-03 Ed.2.0 and with 21CFR 1040.10 and 1040.11 except for deviations pursuant to Laser Notice No. 50, dated June 24, 2007. Max. Output: <1.0mW, 635.0nm	To indicate laser radiation hazard	N/A	IEC 60825-1:2014- Safety of laser products- Part 1: Equipment classification and requirements
	Hotline Contact	Indicates information for customer service contact.	N/A	
	Inferior Endplate	Indicates inferior endplate of medical device.	N/A	
	Superior Endplate	Indicates superior endplate of medical device.	N/A	
	Contains or Presence of Phthalate	To indicate that the equipment contains the identified product or substance.	2725	IEC TR 60878:2015 – Graphical symbols for electrical equipment in medical practice

	No Latex	To indicate that the equipment does not contain identified product or substance.	N/A	
 Cobalt, CAS No. 7440-48-4	Hazardous substance symbol for Cobalt material	Indicates that material is a hazardous substance on labeling.	5.4.10	EN ISO 15223-1:2021 Medical Devices – Symbols to be used with medical device labels, labelling and information to be supplied – Part 1: General Requirements
[MATL]	Material	Indicates material of manufacture.	N/A	
[MATL 6061-T6 Al]	Material: Anodized Aluminum, Aluminum Alloy	Indicates material of manufacture.	N/A	
[MATL ABS]	Material: Acrylobutadienestyrene	Indicates material of manufacture.	N/A	
[MATL Al]	Material: Aluminum, Aluminum Alloy	Indicates material of manufacture.	N/A	
[MATL Al2O3]	Material: Aluminium oxide	Indicates material of manufacture.	N/A	
[MATL AOC]	Material: Alkylene Oxide Copolymer	Indicates material of manufacture.	N/A	
[MATL CaP]	Material: Calcium Phosphate	Indicates material of manufacture.	N/A	
[MATL CoCr]	Material: Cobalt Chrome Molybdenum Alloy, Cobalt-Chromium	Indicates material of manufacture.	N/A	
[MATL COL]	Material: Collagen	Indicates material of manufacture.	N/A	
[MATL CP Ti]	Material: Commercially Pure Titanium, various grades	Indicates material of manufacture.	N/A	
[MATL DLC]	Material: Diamond-Like Coating, Diamond-Like Carbon	Indicates material of manufacture.	N/A	
[MATL HA]	Material: Hydroxyapatite	Indicates material of manufacture.	N/A	
[MATL Lexan PC]	Material: Lexan Polycarbonate plastic	Indicates material of manufacture.	N/A	
[MATL MP35N]	Material: Nickel-Cobalt-Chromium-Molybdenum alloy	Indicates material of manufacture.	N/A	
[MATL Nitronic 60]	Material: Nitronic 60 Stainless Steel	Indicates material of manufacture.	N/A	
[MATL NiTi]	Material: Nickel-Titanium Alloy, Nitinol	Indicates material of manufacture.	N/A	
[MATL Nylon 11]	Material: Nylon 11	Indicates material of manufacture.	N/A	
[MATL Parylene-C]	Material: Parylene-C plastic	Indicates material of manufacture.	N/A	
[MATL PC]	Material: Polycarbonate	Indicates material of manufacture.	N/A	
[MATL PDMS]	Material: Polydimethylsiloxane	Indicates material of manufacture.	N/A	
[MATL PEEK]	Material: Polyether-ether-ketone	Indicates material of manufacture.	N/A	
[MATL PEEK Optima LT1]	Material: Polyether-ether-ketone Optima LT-1	Indicates material of manufacture.	N/A	
[MATL PEEK Optima LT1CA30]	Material: Carbon-Fiber Reinforced-Polyether-ether-ketone	Indicates material of manufacture.	N/A	
[MATL PEEK Scoria]	Material: Polyether-ether-ketone Scoria	Indicates material of manufacture.	N/A	
[MATL PEI]	Material: Polyetherimide	Indicates material of manufacture.	N/A	
[MATL PET]	Material: Polyethyleneterephthalate	Indicates material of manufacture.	N/A	
[MATL PMMA]	Material: Polymethylmethacrylate	Indicates material of manufacture.	N/A	
[MATL Polyurethane]	Material: Polyurethane	Indicates material of manufacture.	N/A	
[MATL PPSU]	Material: Polyphenylsulfone	Indicates material of manufacture.	N/A	
[MATL PPSU/PEI]	Material: Polyphenylsulfone/Polyetherimide	Indicates material of manufacture.	N/A	
[MATL PVC]	Material: Polyvinyl Chloride	Indicates material of manufacture.	N/A	
[MATL Radel]	Material: Radel Polyphenylsulfone, various types	Indicates material of manufacture.	N/A	
[MATL Si]	Material: Silicone	Indicates material of manufacture.	N/A	
[MATL SS]	Material: Stainless Steel, various grades	Indicates material of manufacture.	N/A	
[MATL Ta]	Material: Tantalum	Indicates material of manufacture.	N/A	
[MATL TCP]	Material: Tricalcium Phosphate, Calcium Phosphate	Indicates material of manufacture.	N/A	

MATL Ti	Material: Titanium	Indicates material of manufacture.	N/A	
MATL Ti-6Al-4V	Material: Titanium Alloy	Indicates material of manufacture.	N/A	
MATL Ti-6Al-4V ELI	Material: Titanium Alloy	Indicates material of manufacture.	N/A	
MATL TPS	Material: Titanium Plasma Spray	Indicates material of manufacture.	N/A	
MATL UHMWPE	Material: Ultra High Molecular Weight Polyethylene	Indicates material of manufacture.	N/A	
MATL ZrO2	Material: Zirconium dioxide	Indicates material of manufacture.	N/A	